

Поворотные сепараторы грязи 2207, 2212

Технические характеристики

По вопросам продаж и поддержки обращайтесь:

Алматы (7273)495-231
Ангарск (3955)60-70-56
Архангельск (8182)63-90-72
Астрахань (8512)99-46-04
Барнаул (3852)73-04-60
Белгород (4722)40-23-64
Благовещенск (4162)22-76-07
Брянск (4832)59-03-52
Владивосток (423)249-28-31
Владикавказ (8672)28-90-48
Владимир (4922)49-43-18
Волгоград (844)278-03-48
Вологда (8172)26-41-59
Воронеж (473)204-51-73
Екатеринбург (343)384-55-89

Иваново (4932)77-34-06
Ижевск (3412)26-03-58
Иркутск (395)279-98-46
Казань (843)206-01-48
Калининград (4012)72-03-81
Калуга (4842)92-23-67
Кемерово (3842)65-04-62
Киров (8332)68-02-04
Коломна (4966)23-41-49
Кострома (4942)77-07-48
Краснодар (861)203-40-90
Красноярск (391)204-63-61
Курск (4712)77-13-04
Курган (3522)50-90-47
Липецк (4742)52-20-81

Магнитогорск (3519)55-03-13
Москва (495)268-04-70
Мурманск (8152)59-64-93
Набережные Челны (8552)20-53-41
Нижегород (831)429-08-12
Новокузнецк (3843)20-46-81
Ноябрьск (3496)41-32-12
Новосибирск (383)227-86-73
Омск (3812)21-46-40
Орел (4862)44-53-42
Оренбург (3532)37-68-04
Пенза (8412)22-31-16
Петрозаводск (8142)55-98-37
Псков (8112)59-10-37
Пермь (342)205-81-47

Ростов-на-Дону (863)308-18-15
Рязань (4912)46-61-64
Самара (846)206-03-16
Санкт-Петербург (812)309-46-40
Саратов (845)249-38-78
Севастополь (8692)22-31-93
Саранск (8342)22-96-24
Симферополь (3652)67-13-56
Смоленск (4812)29-41-54
Сочи (862)225-72-31
Ставрополь (8652)20-65-13
Сургут (3462)77-98-35
Сыктывкар (8212)25-95-17
Тамбов (4752)50-40-97
Тверь (4822)63-31-35

Тольятти (8482)63-91-07
Томск (3822)98-41-53
Тула (4872)33-79-87
Тюмень (3452)66-21-18
Ульяновск (8422)24-23-59
Улан-Удэ (3012)59-97-51
Уфа (347)229-48-12
Хабаровск (4212)92-98-04
Чебоксары (8352)28-53-07
Челябинск (351)202-03-61
Череповец (8202)49-02-64
Чита (3022)38-34-83
Якутск (4112)23-90-97
Ярославль (4852)69-52-93

Россия +7(495)268-04-70

Казахстан +7(7172)727-132

Киргизия +996(312)96-26-47

эл.почта: fro@nt-rt.ru || сайт: <https://far.nt-rt.ru/>

SWIVELLING DIRT SEPARATOR



Art. 2207

Body: CB753S brass
Upper plug: CW617N brass
Lower cock: CW617N brass
Max. working temperature: 110°C
Filtration cartridge: Nylon 6FV
O-Ring: EPDM
Nominal pressure: 10 bar
Max. flow speed: 1.4 m/s



Art. 2212

Body: CB753S brass
Upper plug: CW617N brass
Lower cock: CW617N brass
Max. working temperature: 110°C
Filtration cartridge: Nylon 6FV
O-Ring: EPDM
Nominal pressure: 10 bar
Max. flow speed: 1.4 m/s

1. DESCRIPTION

The FAR dirt separator, installed in cooling and heating systems, is designed to filter out any impurities in the water supply, thus improving heat exchange and ensuring good thermal fluid circulation.

Any impurities (such as rust or welding debris) drop down into an appropriate seating where, once settled, they can no longer return to the system.

The dirt separator has an internal chamber that reduces flow rate and decreases the drag force, facilitating separation of impurities.

Inside this chamber a cartridge is placed transversally to the direction of the flow, acting as a barrier to the water and reducing its kinetic energy, so that impurities drop down.

The effect is reinforced by the use of tongues on the vertical bars of the cartridge, which drive the impurities downwards.

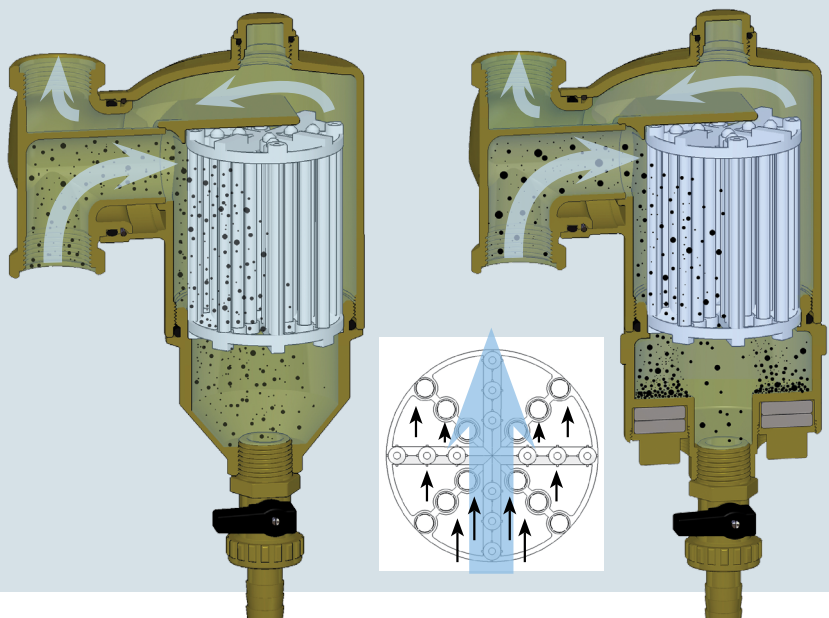
The debris deposited at the bottom of the dirt separator can be discharged through a drain cock located in the lower section.

A threaded connection with a plug is located on top of the dirt separator, so that an automatic air vent valve can be installed to make gas purging easier.

The dirt separator art.2212 with magnetic inserts is ideal for systems with a high concentration of iron particles, deposits or debris caused by corrosion.


2. OPERATION

As illustrated, the use of vertical bars aligned to the direction of the fluid maximizes the surface area for contact with particles of dirt suspended in the fluid, while tongues create turbulence to slow the flow rate and facilitate separation and settling of impurities. The dirt separator with magnetic inserts allows it to catch iron particles in older systems or in systems with high dirt concentration.




CONSTRUCTION DETAILS

The swivelling dirt separator can be installed on the pipeline in either vertical or horizontal position, as the part with threaded connections can rotate 360° around its own axis.




NB: DIRT SEPARATORS ARE ALSO AVAILABLE WITH INSULATION SHELL

Art.2208



Art.2213




3. INSTALLATION

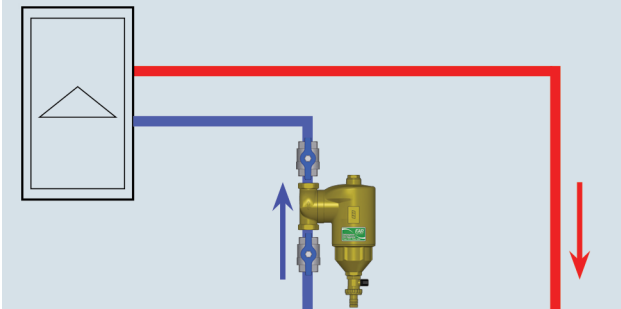
NB: Because of the magnetic inserts, anybody fitted with a pacemaker is advised to maintain a safe distance during operation and maintenance. Attention should also be paid to the use of electronic equipment near magnetic inserts to avoid interference.

The dirt separator should be placed on the return line before the boiler, in such a way as to catch all the impurities that might damage the boiler and pumps. It is recommended that the dirt separator is installed between two isolating valves for maintenance.

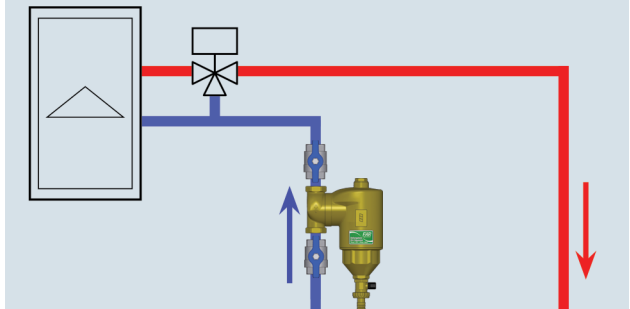
NB! For proper operation the dirt separator should always be installed in a vertical position.



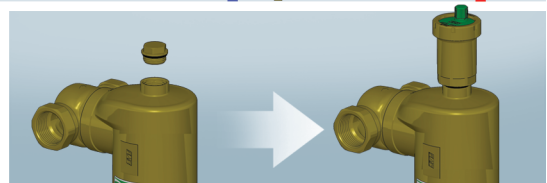
CORRECT INSTALLATION IN GENERAL SYSTEMS



CORRECT INSTALLATION IN SYSTEMS WITH MIXING VALVE



A FAR automatic air vent valve can be installed simply by removing the upper plug and screwing the valve onto the dirt separator. All versions of the dirt separator are available with 1/2" upper connection.

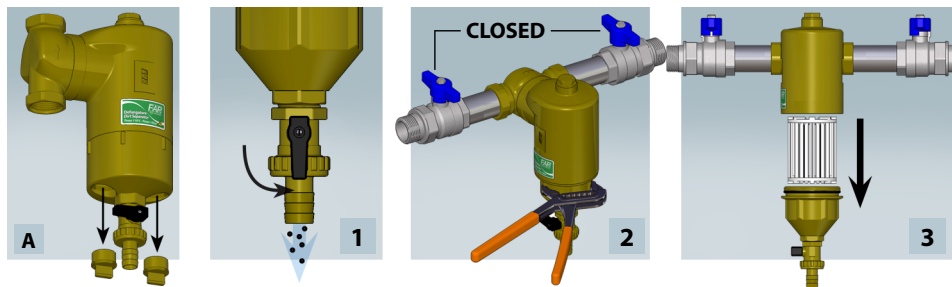


4. MAINTENANCE

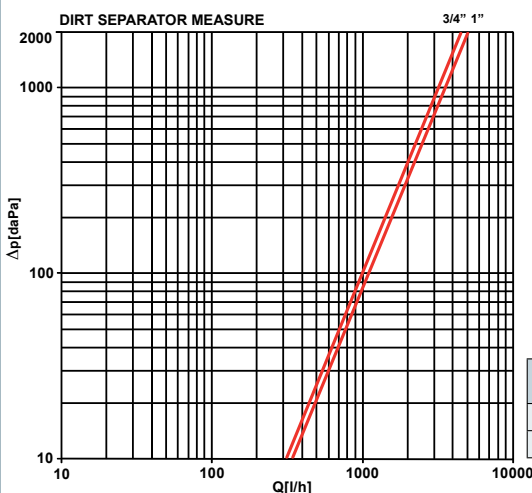
The dirt separator requires periodical maintenance, to remove the deposited impurities. In addition to the usual discharge procedure through the drain cock located at the bottom (picture 1), it is possible to unscrew the lower body using a plumbing wrench (picture 2) and remove the filter cartridge for cleaning (picture 3), in such a way as to remove all impurities.

Art.2207-2212

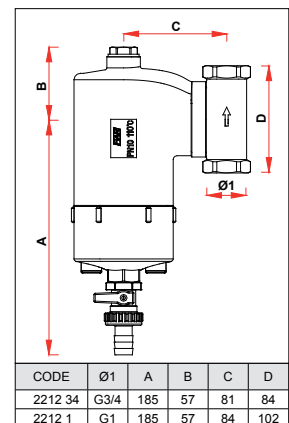
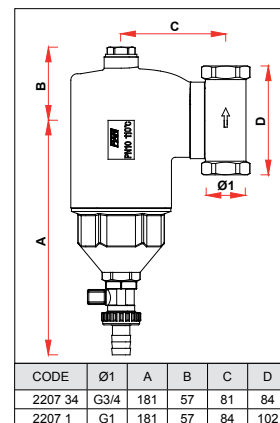
Before proceeding with maintenance, unscrew the magnet-holders by hand, as shown in picture A. It is then possible to clean the dirt separator as previously described.



5. FLUID-DYNAMIC FEATURES



Dimensional Features



По вопросам продаж и поддержки обращайтесь:

Алматы (7273)495-231
Ангарск (3955)60-70-56
Архангельск (8182)63-90-72
Астрахань (8512)99-46-04
Барнаул (3852)73-04-60
Белгород (4722)40-23-64
Благовещенск (4162)22-76-07
Брянск (4832)59-03-52
Владивосток (423)249-28-31
Владикавказ (8672)28-90-48
Владимир (4922)49-43-18
Волгоград (844)278-03-48
Вологда (8172)26-41-59
Воронеж (473)204-51-73
Екатеринбург (343)384-55-89

Иваново (4932)77-34-06
Ижевск (3412)26-03-58
Иркутск (395)279-98-46
Казань (843)206-01-48
Калининград (4012)72-03-81
Калуга (4842)92-23-67
Кемерово (3842)65-04-62
Киров (8332)68-02-04
Коломна (4966)23-41-49
Кострома (4942)77-07-48
Краснодар (861)203-40-90
Красноярск (391)204-63-61
Курск (4712)77-13-04
Курган (3522)50-90-47
Липецк (4742)52-20-81

Магнитогорск (3519)55-03-13
Москва (495)268-04-70
Мурманск (8152)59-64-93
Набережные Челны (8552)20-53-41
Нижний Новгород (831)429-08-12
Новокузнецк (3843)20-46-81
Ноябрьск (3496)41-32-12
Новосибирск (383)227-86-73
Омск (3812)21-46-40
Орел (4862)44-53-42
Оренбург (3532)37-68-04
Пенза (8412)22-31-16
Петрозаводск (8142)55-98-37
Псков (8112)59-10-37
Пермь (342)205-81-47

Ростов-на-Дону (863)308-18-15
Рязань (4912)46-61-64
Самара (846)206-03-16
Санкт-Петербург (812)309-46-40
Саратов (845)249-38-78
Севастополь (8692)22-31-93
Саранск (8342)22-96-24
Симферополь (3652)67-13-56
Смоленск (4812)29-41-54
Сочи (862)225-72-31
Ставрополь (8652)20-65-13
Сургут (3462)77-98-35
Сыктывкар (8212)25-95-17
Тамбов (4752)50-40-97
Тверь (4822)63-31-35

Тольятти (8482)63-91-07
Томск (3822)98-41-53
Тула (4872)33-79-87
Тюмень (3452)66-21-18
Ульяновск (8422)24-23-59
Улан-Уда (3012)59-97-51
Уфа (347)229-48-12
Хабаровск (4212)92-98-04
Чебоксары (8352)28-53-07
Челябинск (351)202-03-61
Череповец (8202)49-02-64
Чита (3022)38-34-83
Якутск (4112)23-90-97
Ярославль (4852)69-52-93

Россия +7(495)268-04-70

Казахстан +7(7172)727-132

Киргизия +996(312)96-26-47

эл.почта: fro@nt-rt.ru || сайт: <https://far.nt-rt.ru/>